

Soma

by Laurie Wiid van Heerden



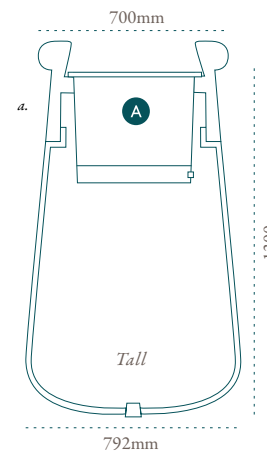


Soma is the Greek word for “body” and Laurie Wiid van Heerden’s design of the Soma is inspired by the body of a tree. The trunk like shape carries leaves towards the sky raising them upwards and above other plants. The Soma planters, some which are substantial in size, do the same and lift beautiful plants up via a curvaceous tree trunk likeness which could include timber as part of that body of the tree.



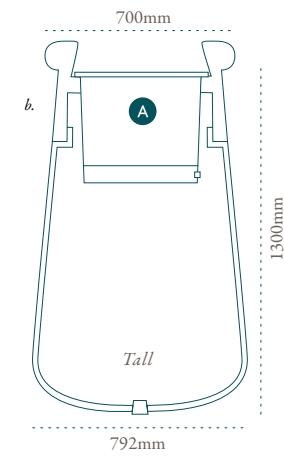


SPECIFICATIONS



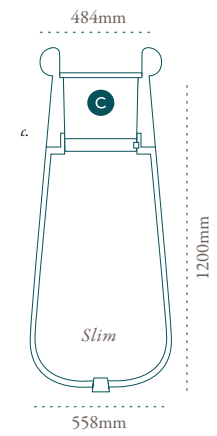
SOM13W

stone with wood
weight: W 110kg
inch: 31.2x27.6x51.2"



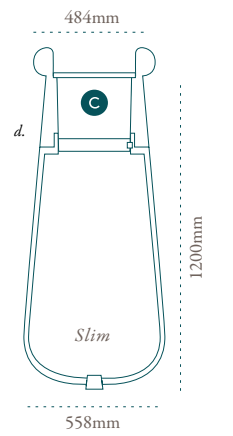
SOM13S

all stone
weight: 120kg (302lb)
inch: 31.2x27.6x51.2"



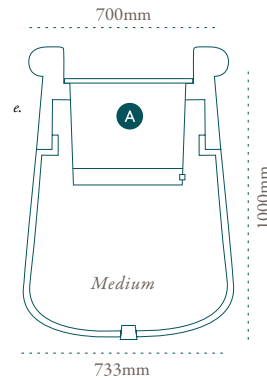
SOM12W

stone with wood
weight: W 65kg
inch: 22x19x47.2"



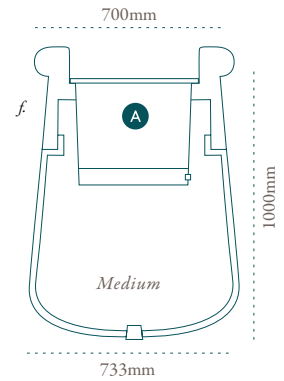
SOM12S

all stone
weight: 85kg (187lb)
inch: 22x19x47.2"



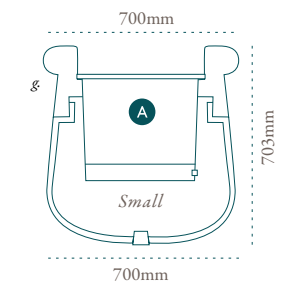
SOM10W

stone with wood
weight: W 75kg
inch: 28.9x27.6x39.4"



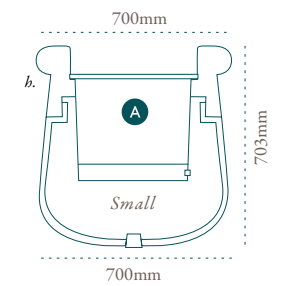
SOM10S

all stone
weight: 85kg (247lb)
inch: 28.9x27.6x39.4"



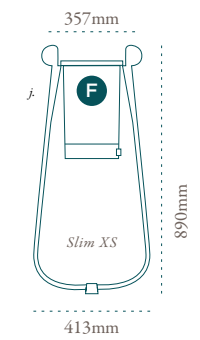
SOM07W

stone with wood
weight: W 55kg
inch: 27.6 x 27.6 x 27.6"



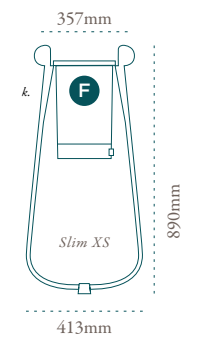
SOM07S

all stone
weight: 55kg (205lb)
inch: 27.6 x 27.6 x 27.6"



SOM09S

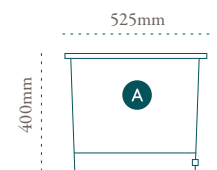
all stone
Weight 38kg/86lb
inch: 16.3x14x35"



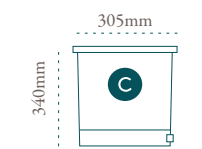
SOM09W

stone with wood
Weight W 42kg
inch: 16.3x14x35"

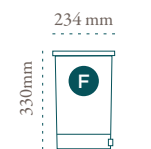
LINERS



round
soil: 16 gal | 61 l
volume: 0.8 gal | 3.4 l



round
soil: 3.6 gal | 14 l
water: 0.8 gal | 3 l



round
soil: 4.27 gal | 16.17 l
water: 0.92 gal | 3.51 l

Finish Options



Black



Sandstone

Terracotta

White

Brown

Grey



natural wood



oiled wood

Liners

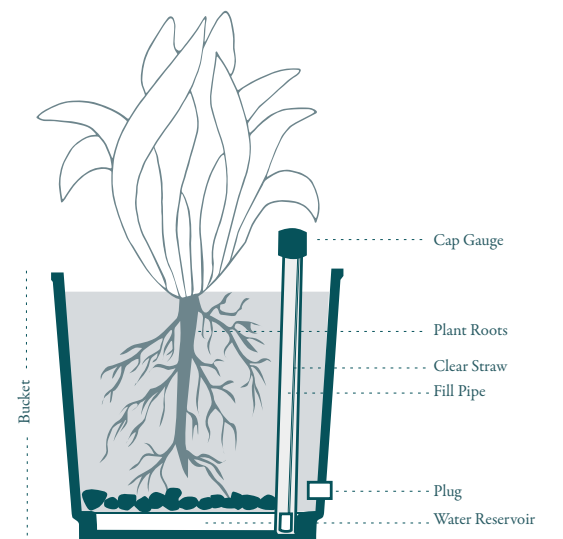


“Self-Watering” Liners

All Indigenous planters come with a liner for planting. The drawings show the sizes and capacities. These liners have been designed to house plants in proportion to the size of the planters. They contain a water reservoir at the base into which the roots grow. Using the process of “capillary action” the water is pushed up into the soil.

Water levels in the reservoir can be measured using the cap gauge and the liner has a plug which must be removed if the planter is exposed rainfall.

The liners usually need 14 weeks to integrate with the root system during which watering should be done the normal way onto the soil. Thereafter in typical conditions the reservoir only needs filling once or twice a month



Always use the planter in conjunction with the liner and remove the plug at the base of the liner and the base of the planter if the planters are going to receive rainfall.

